
















AESCULAP® ELAN 4

Applied parts – Manual cleaning and disinfection using a rinsing adaptor



Phase I	Phase II	Phase III	Phase IV	Phase V	Phase VI
<div> Keep the rinsing adaptor mounted through the complete cleaning process (phase I – VI).</div>					
<div><ul style="list-style-type: none">Adapt the appropriate rinsing adaptor to the applied part.Clean the product under running water, using a suitable brush. Mobilise non-rigid components.Rinse the product with a water gun for at least 3 times for 5 seconds.</div> <div></div>	<div><ul style="list-style-type: none">Using a disposable syringe, fill the inside of the product with enzymatic cleaning solution.Place the product fully in enzymatic cleaning solution for 5 minutes.</div> <div></div>	<div><ul style="list-style-type: none">Rinse the product under running water. Mobilise non-rigid components.Rinse the product with a water gun for at least 3 times for 5 seconds.</div> <div></div>	<div><ul style="list-style-type: none">Prior to disinfection, allow rinsing water to drain off and blow out all liquid through the rinsing adaptor with an air gun.Using a disposable syringe, fill the inside of the product with disinfectant solution.Place the product fully in disinfectant solution for 15 minutes.</div> <div></div>	<div><ul style="list-style-type: none">Rinse the product under running water. Mobilise non-rigid components.Rinse the product with a water gun for at least 3 times for 5 seconds.</div> <div></div>	<div><ul style="list-style-type: none">Dry the product with towels and compressed air.Detach the rinsing adaptor from the applied part. Check visible surfaces for residues.Oil the product with the GB600 Sterilit® Power Systems Oil Spray with the suitable oil spray adaptor for 2 seconds.</div> <div></div>

The operator is solely responsible for ensuring successful reprocessing. In this respect, please pay particular attention to the relevant information and instructions in the instructions for use, as well as the applicable national statutory regulations and standards. Instructions for use and reprocessing of Aesculap medical devices can be found on our website under www.aesculap.de/reprocessing